



## Chimney fan RHG

An **exodraft** chimney fan RHG is suitable for gas stoves and small gas fireplaces. The fan has a built-in fail-safe system consisting of a pressure differential switch and a flow measuring system. The fail-safe system complies with BS5440: 2000 Part 1 and BS6644: 1991.

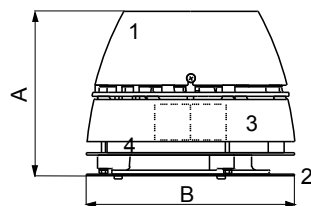
The fan is mounted on top of the chimney and provides a controllable negative pressure in the flue and chimney.

The fan has a horizontal discharge and can withstand temperatures up to 200 °C at the flue exit or chimney top.

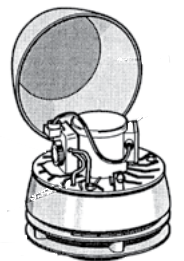
The RHG160 fan guarantees optimum draught irrespective of the placement, dimensions or height of the chimney which is beneficial to new or existing installations.

The fan must be connected to an **exodraft** control type EFC21 or EFC25 for the failsafe system to work.

### Technical data



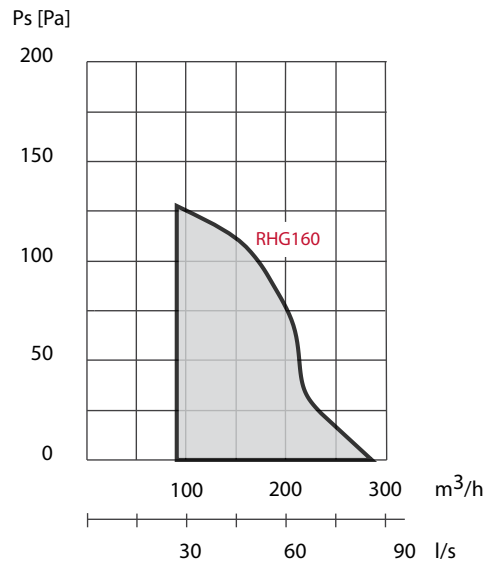
1. Motor housing
2. Base plate
3. Motor
4. Ribbed cooling plate



Model	RPM	Motor specifications			Weight kg	Dimensions	
		V	Amp	kW*		A mm	B ø/mm
RHG160-4-1	1400	1x230	0,4	0,09	10	238	290

\*Effect at the motor shaft at ambient temperature: 20 °C  
 RPM is infinitely adjustable for all 1x230 V motors  
 The motor is overload protected  
 Motor protection class IP 54, Insulation class F

## Capacity diagrams



Type	Flue
RHG160	ø 160 mm
at 1400 RPM	

The capacity chart is measured at a flue gas temperature of 20 °C. The fan capacity changes with temperature.

Correction of system pressure loss for flue gas temperature higher than 20 °C is calculated:

$$Ps_{20} = Ps_t \times \left( \frac{273 + t(^{\circ}\text{C})}{293} \right)$$

t = temperature measured in °C

### Example

System need: 200 m³/h and 25 Pa at 180 °C

Selection of fan: 200 m³/h and 39 Pa at 20 °C